Daily Updates

Market Commentary

Overnight global action:

On 27th November 2026, US markets were closed on 26th November for the Thanksgiving holiday. The latest session on 25th November ended mixed, with the S&P 500 declining by 18.2 pts (-0.25%), Dow Jones rising by 164.3 pts (+0.33%) and Nasdaq 100 declining by 167.3 pts (-0.64%). Gift Nifty declined by 11.0 pts (-0.04%), indicating a marginally negative opening for Indian markets

NSE witnessed 1,997 advances against 1,607 declines, while BSE witnessed 2,292 advances versus 2,136 declines.

Index Options Data Analysis:

Sensex OI peaks at 84,400 Calls and 84,200 Puts. PCR stands at

Nifty OI peaks at 26,000 Calls and 25,000 Puts. PCR stands at 0.94.

Bank Nifty OI peaks at 66,000 Calls and 65,000 Puts. PCR stands at 0.87.

Securities in Ban for F&O Trade:

MANAPPURAM, APLAPOLLO

Sector Performance:

NIFTY SMALLCAP 100 index gained 0.74%, led by gains in WOCKPHARMA (+7.65%), BRIGADE (+6.93%) and KFINTECH (+6.53%).

NIFTY MIDCAP SELECT index gained 0.73%, led by gains in MCX (+7.57%), POLICYBZR (+4.11%) and SWIGGY (+3.31%).

NIFTY MIDCAP 50 index gained 0.61%, led by gains in PRESTIGE (+8.72%), MCX (+7.57%) and GODREJPROP (+4.39%).

NIFTY NEXT 50 index declined by 0.04%, led by losses in ZYDUSLIFE (-3.38%), TMCV (-2.44%) and IOC (-2.28%).

NIFTY MICROCAP 250 witnessed losses, led by declines in THOMASCOOK (-10.00%), DCBBANK (-7.22%) and UJJIVANSFB (-6.39%).

NIFTY 100 declined by 0.20%, led by losses in ZYDUSLIFE (-3.38%), ASIANPAINT (-2.98%) and BAJFINANCE (-2.96%).

Now listen to the daily market update

Play Now

Fund Flow - 25th Nov 2026	Buy	Sell	Net
FII/FPI (INR Cr)	17,879.7	12,036.4	5,843.3
DII (INR Cr)	24,352.9	18,722.2	5,630.7

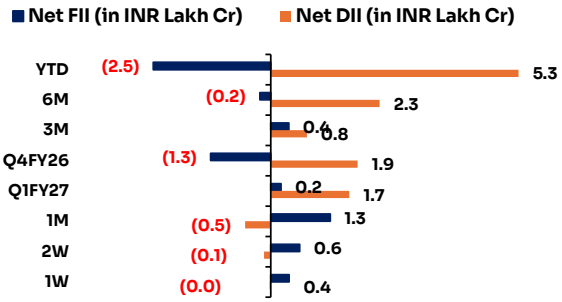

Indian Indices	CMP	1D	YTD	P/E x
Gift Nifty	25,992	-0.02%	-1.08%	23.6
Sensex 30	84,329	0.46%	-1.05%	22.0
Nifty 50	25,885	0.25%	-0.94%	23.5
India VIX	17	-4.58%	77.94%	
Nifty Bank	63,535	-0.26%	6.64%	18.7
Nifty Next 50	72,757	-0.04%	4.89%	72.8
Nifty 500	24,086	0.25%	0.90%	22.6
Nifty Mid 100	61,782	0.32%	2.14%	31.8
Nifty Small 250	17,735	0.59%	6.29%	29.9
USD/INR	92.4	0.00%	2.77%	
India 10Y	7.2%			
India 2Y	6.8%			
India 1Y	6.6%			
Bank Rate	5.8%			

Global Indices	CMP	1D	YTD	P/E x
S&P 500	7,183	-0.25%	4.93%	31.1
Dow Jones	50,183	0.33%	4.41%	24.2
Nasdaq 100	26,047	-0.64%	3.16%	42.8
FTSE 100	10,609	1.75%	6.83%	16.7
CAC 40	8,109	1.61%	-0.50%	23.8
DAX	25,216	2.08%	2.96%	26.3
Nikkei 225	57,564	0.11%	14.45%	30.7
Hang Seng	22,227	1.19%	-13.28%	10.8
Shanghai Comp	3,477	0.01%	-12.40%	15.7
KOSPI	4,742	0.66%	12.34%	23.5
S&P/ASX 200	8,792	0.33%	0.92%	23.2

Stocks in the News

DALMIA BHARAT (CMP: 1535, MARKET CAP: 28818 Cr., SECTOR: CEMENT)

nse announcement

Dalmia Bharat published details of an open-market buyback of up to ₹700 crore, excluding transaction costs, at a maximum price of ₹1,850 per share. The buyback is scheduled to open on or before December 2, 2026. The company must deploy at least ₹525 crore, representing 75% of the maximum size; promoters and promoter-group entities will not participate.

WELSPUN CORP (CMP: 2233, MARKET CAP: 58910 Cr., SECTOR: STEEL PIPES)

nse announcement

Welspun secured an LSAW pipe export order from its Indian operations, scheduled for execution in FY28. Including this award, additional orders secured globally since October 29 total approximately ₹2,264 crore. Its consolidated global order book stands at approximately ₹50,000 crore, with execution spread across FY27, FY28 and FY29.

PATEL ENGINEERING (CMP: 24, MARKET CAP: 2371 Cr., SECTOR: INFRASTRUCTURE & HYDROPOWER)

nse announcement

Patel Engineering emerged as L1 bidder for the ₹1,441.04 crore Gongri hydroelectric project, including GST, from its wholly owned subsidiary Dirang Energy. The 144 MW project in Arunachal Pradesh covers civil, hydro-mechanical and electro-mechanical works, with construction scheduled over 48 months from award. This is a related-party project being developed under a 40-year BOOT concession; the disclosure establishes L1 status.

AMBER ENTERPRISES INDIA (CMP: 6826, MARKET CAP: 24126 Cr., SECTOR: CONSUMER DURABLES & ELECTRONICS)

nse announcement

Amber's step-down subsidiary Ascent Circuits signed an MoU with Guidance, Government of Tamil Nadu, proposing approximately ₹500 crore of expansion investment. Investment is planned over five years commencing in 2027 to expand bare printed circuit board manufacturing capabilities. Ascent is wholly owned by IL JIN Electronics, a material subsidiary of Amber.

Sectoral Index	CMP	1D	YTD	P/E x
Nifty Auto	28,623	-0.69%	1.54%	23.6
Nifty IT	33,387	3.66%	-11.87%	26.1
Nifty Fin Ser	28,719	-0.16%	4.00%	18.8
Nifty Pharma	29,091	0.45%	28.02%	47.8
Nifty Services	33,557	0.96%	-0.29%	36.9
Nifty Cons Dur	38,150	-1.33%	3.79%	51.7
Nifty PSE	9,446	0.10%	-4.13%	9.9
Nifty FMCG	49,674	-0.94%	-10.46%	34.2
Nifty Pvt Bank	31,284	-0.17%	8.92%	11.7
Nifty PSU Bank	9,530	-0.68%	11.68%	15.6
Nifty Cons	12,378	-0.90%	0.72%	43.7
Nifty Energy	36,880	0.58%	4.40%	11.7
Nifty Health	17,840	0.20%	21.86%	42.7
Nifty India Mfg	15,990	0.17%	3.75%	29.8
Nifty Metal	11,714	1.17%	4.89%	21.0
Nifty Oil & Gas	11,457	0.34%	-6.33%	17.5

Derivatives Position (Futures)

Stock	% Chg LTP	%Chg OI
LONG		
ACUTAAS	2.2	233.6
ENRIN	3.0	12.0
COROMANDEL	0.1	8.6
KFINTECH	6.5	6.0
NAM-INDIA	1.9	5.6
SHORT		
APARINDS	-0.4	196.8
CUB	-3.2	11.2
MAHABANK	-4.6	11.2
DABUR	-2.7	10.7
DIXON	-2.0	8.4
LONG UNWINDING		
BHARTIARTL	-0.7	-4.2
BLUESTARCO	-2.3	-2.7
SBIN	-0.1	-2.3
SONACOMS	-0.2	-2.3
INDIGO	-1.7	-2.0
SHORT COVERING		
TORNTPHARM	2.5	-10.0
HCLTECH	6.4	-5.1
SBILIFE	1.0	-4.6
HDFCBANK	1.9	-3.7
MARICO	0.4	-3.7

PANACEA BIOTEC (CMP: 350, MARKET CAP: 2150 Cr., SECTOR: PHARMACEUTICALS & VACCINES)

nse announcement

Hungary's medicines regulator withdrew the non-compliance report against subsidiary Panacea Biotec Pharma's Baddi facility, following reinspection during September 7–11, 2026. The subsidiary said it will now commence supplies to Germany, the European Union and other affected markets. Formal EU GMP certificate issuance is temporarily delayed by the regulator's administrative restructuring; once issued, it will be valid for three years from inspection.

Commodities	CMP	1D	YTD
Gold ($)	3,560	-0.63%	-17.60%
Silver ($)	41.5	0.13%	-42.8%

Currency	CMP	1D	YTD
USD/INR	92.4	0.00%	2.77%
EUR/INR	101.3	-0.06%	-4.06%
GBP/INR	121.0	-0.08%	-0.03%
JPY/INR	0.6	-0.03%	1.14%
EUR/USD	1.1	-0.05%	-6.68%

Securities Lending & Borrowing Scheme

Company	Under.Ltp	Fut.Ltp	Spread (%)
KAYNES	2,703.30	2,654.30	1.81
DIXON	12,718.00	12,555.00	1.28
HYUNDAI	2,104.20	2,082.00	1.06
APARINDS	14,200.00	14,060.00	0.99
WAAREEENER	2,385.20	2,367.00	0.76

52 Week High

Stock	LTP	New 52W high	Prev 52W high
ACE	1,292	1,299	1,268
ADROITINFO	16	17	17
AGARWALEYE	567	591	580
AKCAPIT	2,185	2,185	2,111
AMBANIORGO	199	200	199

52 Week Low

Stock	LTP	New 52W low	Prev 52W low
ABH	34	34	36
ADDICTIVE	40	37	37
AHLUCONT	513	496	500
AQYLON	10	10	10
ARCIIL	25	25	26

Volume Shockers

Stock	Vol (000)	1W avg vol (000)	2W avg vol (000)	LTP (INR)
PITTIENG	4,285	30	37	919
SCHAEFFLER	10,461	94	89	3,692
DHAMPURSUG	40,824	445	542	177
EBBETF0433	253	3	4	1,306
RENUKA	193,735	3,694	4,591	19
FACT	3,165	68	676	794
HSBCGOLD	872	25	26	107
SINGERIND	2,089	67	255	89
SHAILY	2,308	96	77	3,390
HEGAM	27,678	1,226	1,707	283
RITCO	311	14	20	259
SBIPSUBNK	2,532	126	291	55
UTTAMSUGAR	2,748	140	215	381
SVGLOBAL	6	0	0	123
CARBORUNIV	3,511	183	203	975
NGIL	330	17	23	44
AMAGI	4,941	263	239	581
JISLJALEQS	89,439	4,912	4,166	27
BOHRAIND	36	2	4	13
WIPL	32	2	2	164
INDOBORAX	573	38	39	335
ACE	3,275	223	357	1,292
MAGADSUGAR	88	6	11	550
LGEINDIA	16,824	1,269	893	1,757
BONDADA	2,721.3	207.39	240.47	272

Top Gainers & Losers

Nifty 50

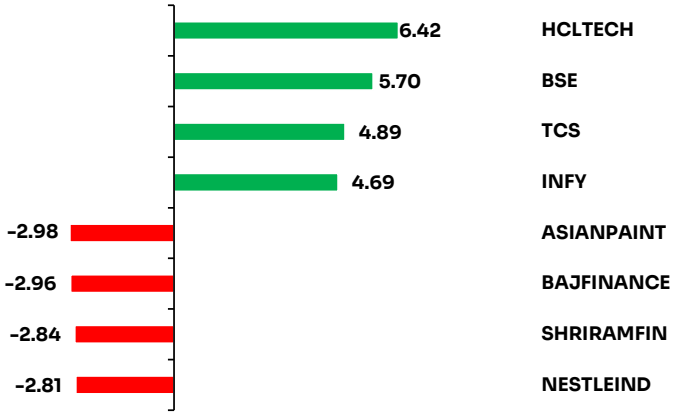

Nifty Next 50

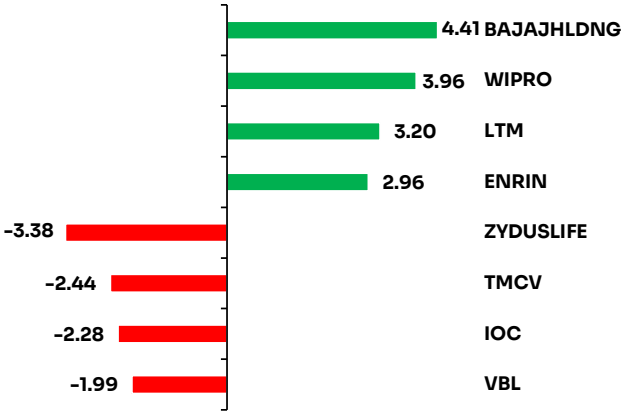

Nifty 200

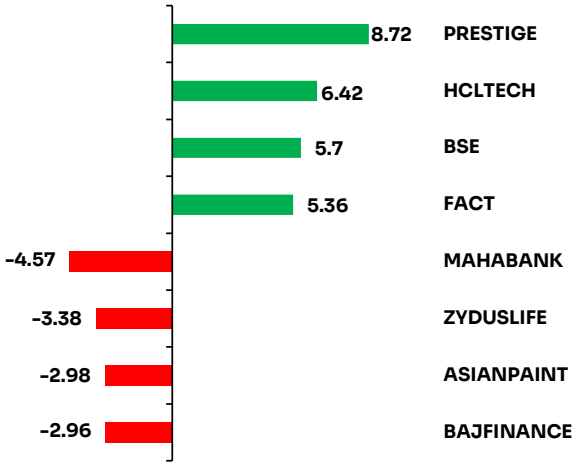

Nifty 500

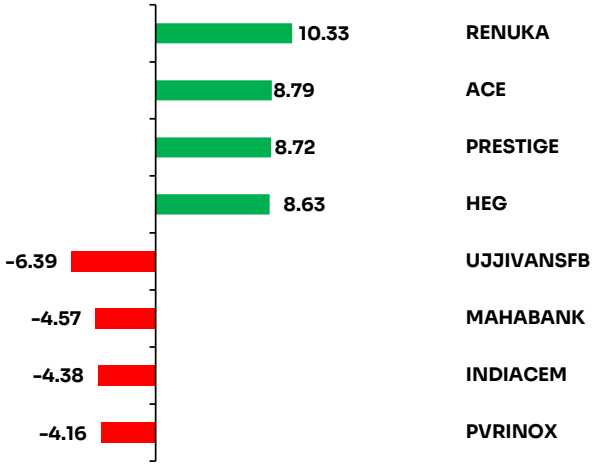

Bulk Deals

Security Name	Client Name	Buy / Sell	Qnty	Price
AGIIL	ARIHANT CAPITAL MARKETS LIMITED	BUY	682794	305
AGIIL	ARIHANT CAPITAL MARKETS LIMITED	SELL	727898	307
AGIIL	ARTHKUMBH VENTURES LLP	BUY	1000000	306
AGIIL	CRAFT EMERGING MARKET FUND PCC-ARBITRAGE STR	SELL	681132	306
AGIIL	CRAFT EMERGING MARKET FUND PCC-CITADEL CAPITA	SELL	830188	305
AKG	KALAPI VINIT NAGADA	SELL	753011	9
AKG	SHRI MUKTA SHARES	SELL	250784	9
AKG	SHRI MUKTA SHARES	BUY	250784	9
AMAGI	ADITYA BIRLA SUN LIFE MUTUAL FUND	BUY	3327204	554
AMAGI	NORWEST VENTURE PARTNERS X MAURITIUS	SELL	4737204	554
BLSPOLY	QE SECURITIES LLP	BUY	346022	264
BLSPOLY	QE SECURITIES LLP	SELL	364587	264
BRACEPORT	GNANYAGNA SECURITIES LLP	SELL	1600	106
BRACEPORT	GNANYAGNA SECURITIES LLP	BUY	57600	109
CARBORUNIV	SBI MUTUAL FUND	SELL	2793669	975
CARBORUNIV	SBI MUTUAL FUND	BUY	3344472	975
DHAMPURSUG	ALPHAGREP SECURITIES PRIVATE LIMITED	SELL	1368823	180
DHAMPURSUG	ALPHAGREP SECURITIES PRIVATE LIMITED	BUY	1368823	180
DHAMPURSUG	CHETANA BUGALIYA	SELL	351000	182
DHAMPURSUG	CHETANA BUGALIYA	BUY	351000	180
DHAMPURSUG	CLT RESEARCH TECH PRIVATE LTD	BUY	1196083	180
DHAMPURSUG	CLT RESEARCH TECH PRIVATE LTD	SELL	1196083	180
DHAMPURSUG	ELIXIR WEALTH MANAGEMENT PRIVATE LIMITED	SELL	581797	180
DHAMPURSUG	ELIXIR WEALTH MANAGEMENT PRIVATE LIMITED	BUY	581797	180
DHAMPURSUG	GRT STRATEGIC VENTURES LLP	SELL	414006	180
DHAMPURSUG	GRT STRATEGIC VENTURES LLP	BUY	414006	180
DHAMPURSUG	HRTI PRIVATE LIMITED	SELL	351379	180
DHAMPURSUG	HRTI PRIVATE LIMITED	BUY	364133	179
DHAMPURSUG	IMC INDIA SECURITIES PRIVATE LIMITED	SELL	411552	181
DHAMPURSUG	IMC INDIA SECURITIES PRIVATE LIMITED	BUY	457846	180
DHAMPURSUG	J4S FINANCIAL SOLUTIONS LLP	SELL	424959	180
DHAMPURSUG	J4S FINANCIAL SOLUTIONS LLP	BUY	424959	179
DHAMPURSUG	J4S FINANCIAL SOLUTIONS LLP	SELL	470655	180
DHAMPURSUG	J4S FINANCIAL SOLUTIONS LLP	BUY	470655	180
DHAMPURSUG	JUNOMONETA FINSOL PRIVATE LIMITED	BUY	1377675	180
DHAMPURSUG	JUNOMONETA FINSOL PRIVATE LIMITED	SELL	1378286	180
DHAMPURSUG	MARWADI SHARES AND FINANCE LTD.	BUY	485957	180
DHAMPURSUG	MARWADI SHARES AND FINANCE LTD.	SELL	485957	180
DHAMPURSUG	MICROCURVES TRADING PRIVATE LIMITED	SELL	1527955	180
DHAMPURSUG	MICROCURVES TRADING PRIVATE LIMITED	BUY	1527955	180
DHAMPURSUG	NK SECURITIES RESEARCH PRIVATE LIMITED	BUY	877935	180
DHAMPURSUG	NK SECURITIES RESEARCH PRIVATE LIMITED	SELL	877935	180
DHAMPURSUG	QE SECURITIES LLP	SELL	1334717	179
DHAMPURSUG	QE SECURITIES LLP	BUY	1337344	180
DHAMPURSUG	VINSUL MAKARDI LTD	BUY	357317	180
DHAMPURSUG	VINSUL MAKARDI LTD	SELL	357317	180
GREAVESCOT	HRTI PRIVATE LIMITED	SELL	1497474	322
GREAVESCOT	HRTI PRIVATE LIMITED	BUY	1502711	321
GREAVESCOT	QE SECURITIES LLP	BUY	2228252	321
GREAVESCOT	QE SECURITIES LLP	SELL	2252274	321

Bulk Deals

Security Name	Client Name	Buy / Sell	Qnty	Price
HMAAGRO	HRTI PRIVATE LIMITED	BUY	2760204	45
HMAAGRO	HRTI PRIVATE LIMITED	SELL	2993810	45
HTEL	ASHIKA GLOBAL FINANCE PRIVATE LIMITED	SELL	566088	67
HUBTOWN	ALPHAGREP SECURITIES PRIVATE LIMITED	BUY	851080	206
HUBTOWN	ALPHAGREP SECURITIES PRIVATE LIMITED	SELL	855449	206
HUBTOWN	ARIHANT CAPITAL MARKETS LIMITED	BUY	2744324	202
HUBTOWN	ARIHANT CAPITAL MARKETS LIMITED	SELL	2744324	201
HUBTOWN	GOLDEN GOENKA MANAGEMENT CONSULTANCY SER\	BUY	500000	200
HUBTOWN	GOLDEN GOENKA MANAGEMENT CONSULTANCY SER\	SELL	1000000	196
HUBTOWN	JUNOMONETA FINSOL PRIVATE LIMITED	SELL	924930	204
HUBTOWN	JUNOMONETA FINSOL PRIVATE LIMITED	BUY	1013506	203
HUBTOWN	QE SECURITIES LLP	BUY	1422199	205
HUBTOWN	QE SECURITIES LLP	SELL	1454300	204
HUBTOWN	RBA FINANCE AND INVESTMENT COMPANY	BUY	1500000	195
IIFL	SMALLCAP WORLD FUND INC	SELL	5615936	600
IIFL	UBS AG	BUY	4320402	600
INTEGRITY	EMRALD COMMERCIAL LIMITED	BUY	24000	184
ITALIANE	HARSHA RAJESH JHAVERI	SELL	74000	22
JISLJALEQS	ALPHAGREP SECURITIES PRIVATE LIMITED	BUY	4993699	28
JISLJALEQS	ALPHAGREP SECURITIES PRIVATE LIMITED	SELL	4993699	28
JISLJALEQS	JUNOMONETA FINSOL PRIVATE LIMITED	BUY	4067741	28
JISLJALEQS	JUNOMONETA FINSOL PRIVATE LIMITED	SELL	4078044	28
JISLJALEQS	MICROCURVES TRADING PRIVATE LIMITED	BUY	4227296	28
JISLJALEQS	MICROCURVES TRADING PRIVATE LIMITED	SELL	4227296	28
JWL	ALPHAGREP SECURITIES PRIVATE LIMITED	SELL	2805939	236
JWL	ALPHAGREP SECURITIES PRIVATE LIMITED	BUY	2807378	235
JWL	HRTI PRIVATE LIMITED	BUY	2198863	235
JWL	HRTI PRIVATE LIMITED	SELL	2256433	235
JWL	JUMP TRADING FINANCIAL INDIA PRIVATE LIMITED	SELL	2938691	234
JWL	JUMP TRADING FINANCIAL INDIA PRIVATE LIMITED	BUY	3020209	234
JWL	MICROCURVES TRADING PRIVATE LIMITED	SELL	3519382	235
JWL	MICROCURVES TRADING PRIVATE LIMITED	BUY	3520852	235
JWL	PLUTUS WEALTH MANAGEMENT LLP	BUY	2825694	236
JWL	PLUTUS WEALTH MANAGEMENT LLP	SELL	2825694	236
JWL	QE SECURITIES LLP	SELL	4464252	235
JWL	QE SECURITIES LLP	BUY	4478721	235
LGEINDIA	LG ELECTRONICS INC	SELL	13575447	1765
NECCLTD	RATHOD MANOJ CHHAGANLAL HUF	BUY	386501	26
NECCLTD	RATHOD MANOJ CHHAGANLAL HUF	SELL	615798	26
NECCLTD	SRNDM TRADE VALUE PRIVATE LIMITED	BUY	1000000	26
NGIL	KARAN SURESH MAJITHIA	BUY	100000	42
PASHUPATI	NEO APEX SHARE BROKING SERVICES LLP	SELL	3238494	31
PASHUPATI	NEO APEX SHARE BROKING SERVICES LLP	BUY	3738494	31
RATNAVEER	ARIHANT CAPITAL MARKETS LIMITED	BUY	810330	404
RATNAVEER	ARIHANT CAPITAL MARKETS LIMITED	SELL	810867	405
RATNAVEER	NOMURA SINGAPORE LIMITED	BUY	750000	404
RFBL	L7 HITECH PRIVATE LIMITED	SELL	180000	125
RITCO	SETU SECURITIES PVT LTD	SELL	300000	262
SCHAEFFLER	NATIONAL PENSION SYSTEM (NPS) TRUST	BUY	847000	3493
SCHAEFFLER	SCHAEFFLER SCHWEINFURT BETEILIGUNGS GMBH	SELL	10159738	3493
SGFIN	HRTI PRIVATE LIMITED	BUY	445836	606

Bulk Deals

Security Name	Client Name	Buy / Sell	Qnty	Price
SGFIN	HRTI PRIVATE LIMITED	SELL	478388	606
SGFIN	QE SECURITIES LLP	BUY	415686	609
SGFIN	QE SECURITIES LLP	SELL	420271	606
SGMART	HRTI PRIVATE LIMITED	BUY	1052704	852
SGMART	HRTI PRIVATE LIMITED	SELL	1079507	852
SGMART	JUNOMONETA FINSOL PRIVATE LIMITED	BUY	706519	863
SGMART	JUNOMONETA FINSOL PRIVATE LIMITED	SELL	716927	863
SGMART	QE SECURITIES LLP	BUY	1230983	850
SGMART	QE SECURITIES LLP	SELL	1258122	848
SUNSHINE	ARIHANT CAPITAL MARKETS LIMITED	SELL	295236	531
SUNSHINE	ARIHANT CAPITAL MARKETS LIMITED	BUY	324006	521
TCI	NIRMAL BANG (HUF)	SELL	380000	748
V2RETAIL	HRTI PRIVATE LIMITED	SELL	1947244	151
V2RETAIL	HRTI PRIVATE LIMITED	BUY	1976883	150
V2RETAIL	QE SECURITIES LLP	BUY	1945706	151
V2RETAIL	QE SECURITIES LLP	SELL	2021365	150

Block Deals

Security Name	Client Name	Buy / Sell	Qnty	Price
ALKEM	BAJAJ LIFE INSURANCE LIMITED	BUY	73,695	5,075
ALKEM	HDFC MUTUAL FUND	BUY	95,000	5,075
ALKEM	ICICI PRUDENTIAL MUTUAL FUND	BUY	95,000	5,075
ALKEM	NIPPON INDIA MUTUAL FUND	BUY	95,000	5,075
ALKEM	SEEMA SINGH	SELL	358,695	5,075
AMAGI	ADITYA BIRLA SUN LIFE MUTUAL FUND	BUY	3,327,204	554
AMAGI	LONG TERM EQUITY FUND	BUY	645,000	554
AMAGI	NORWEST VENTURE PARTNERS X MAURITIUS	SELL	4,737,204	554
AMAGI	OLD BRIDGE CAPITAL MANAGEMENT PVT LTD ALL CAP	BUY	765,000	554
SCHAEFFLER	ABU DHABI INVESTMENT AUTHORITY	BUY	97,162	3,493
SCHAEFFLER	ADITYA BIRLA SUN LIFE MUTUAL FUND	BUY	275,677	3,493
SCHAEFFLER	ADITYA BIRLA SUN LIFE MUTUAL FUND	BUY	27,567	3,493
SCHAEFFLER	ADITYA BIRLA SUN LIFE MUTUAL FUND	BUY	36,756	3,493
SCHAEFFLER	ASHOKA INDIA EQUITY INVESTMENT TRUST PLC	BUY	34,908	3,493
SCHAEFFLER	ASHOKA WHITEOAK EMERGING MARKETS EQUITY EX C	BUY	10,110	3,493
SCHAEFFLER	BAJAJ ALLIANZ LIFE INSURANCE COMPANY LIMITED	BUY	200,000	3,493
SCHAEFFLER	BARODA BNP PARIBAS MUTUAL FUND	BUY	85,000	3,493
SCHAEFFLER	BNP PARIBAS ARBITRAGE	BUY	132,000	3,493
SCHAEFFLER	DENDANA INVESTMENTS MAURITIUS LIMITED	BUY	1,273	3,493
SCHAEFFLER	DSP MUTUAL FUND	BUY	55,454	3,493
SCHAEFFLER	DSP MUTUAL FUND	BUY	210,547	3,493
SCHAEFFLER	DSP MUTUAL FUND	BUY	174,557	3,493
SCHAEFFLER	DSP MUTUAL FUND	BUY	207,319	3,493
SCHAEFFLER	DSP MUTUAL FUND	BUY	52,123	3,493
SCHAEFFLER	EASTSPRING INVESTMENTS INDIA EQUITY FUND	BUY	42,495	3,493
SCHAEFFLER	EDELWEISS MUTUAL FUND	BUY	300,000	3,493
SCHAEFFLER	FACTORY MUTUAL INSURANCE COMPANY	BUY	4,105	3,493
SCHAEFFLER	GHISALLO MASTER FUND LP	BUY	72,000	3,493
SCHAEFFLER	GOLDMAN SACHS BANK EUROPE SE	BUY	72,000	3,493
SCHAEFFLER	HDFC STANDARD LIFE INSURANCE CO LTD	BUY	260,000	3,493
SCHAEFFLER	ICICI PRUDENTIAL LIFE INSURANCE COMPANY LIMITED	BUY	85,000	3,493
SCHAEFFLER	ICICI PRUDENTIAL MUTUAL FUND	BUY	644,046	3,493
SCHAEFFLER	ICICI PRUDENTIAL MUTUAL FUND	BUY	66,245	3,493
SCHAEFFLER	ICICI PRUDENTIAL MUTUAL FUND	BUY	73,605	3,493
SCHAEFFLER	ICICI PRUDENTIAL MUTUAL FUND	BUY	92,006	3,493
SCHAEFFLER	ICICI PRUDENTIAL MUTUAL FUND	BUY	101,207	3,493
SCHAEFFLER	ICICI PRUDENTIAL MUTUAL FUND	BUY	644,046	3,493
SCHAEFFLER	ICICI PRUDENTIAL MUTUAL FUND	BUY	18,401	3,493
SCHAEFFLER	ICICI PRUDENTIAL MUTUAL FUND	BUY	20,241	3,493
SCHAEFFLER	ICICI PRUDENTIAL MUTUAL FUND	BUY	49,683	3,493
SCHAEFFLER	ICICI PRUDENTIAL MUTUAL FUND	BUY	5,520	3,493
SCHAEFFLER	INDIA ACORN FUND LTD	BUY	16,020	3,493
SCHAEFFLER	INDIA ACORN ICAV	BUY	86,900	3,493
SCHAEFFLER	INDIA ACORN ICAV - ASHOKA WHITEOAK EMERGING M	BUY	86,216	3,493
SCHAEFFLER	INDIA ACORN ICAV ASHOKA INDIA ESG FUND	BUY	1,786	3,493
SCHAEFFLER	MIRAE ASSET MUTUAL FUND	BUY	491,804	3,493
SCHAEFFLER	MIRAE ASSET MUTUAL FUND	BUY	262,295	3,493
SCHAEFFLER	MIRAE ASSET MUTUAL FUND	BUY	49,180	3,493
SCHAEFFLER	MIRAE ASSET MUTUAL FUND	BUY	196,721	3,493
SCHAEFFLER	MORGAN STANLEY ASIA SINGAPORE PTE	BUY	80,000	3,493
SCHAEFFLER	NATIONAL PENSION SYSTEM (NPS) TRUST	BUY	847,000	3,493
SCHAEFFLER	NIPPON INDIA MUTUAL FUND	BUY	347,000	3,493

Block Deals

Security Name	Client Name	Buy / Sell	Qnty	Price
SCHAEFFLER	NIPPON INDIA MUTUAL FUND	BUY	53,000	3,493
SCHAEFFLER	NORGES BANK ON ACCOUNT OF THE GOVERNMENT PE	BUY	72,000	3,493
SCHAEFFLER	PCA INDIA INFRASTRUCTURE EQUITYOPEN LIMITED	BUY	42,505	3,493
SCHAEFFLER	SBI LIFE INSURANCE COMPANY LIMITED	BUY	5,725	3,493
SCHAEFFLER	SBI LIFE INSURANCE COMPANY LIMITED	BUY	5,725	3,493
SCHAEFFLER	SBI LIFE INSURANCE COMPANY LIMITED	BUY	12,000	3,493
SCHAEFFLER	SBI LIFE INSURANCE COMPANY LIMITED	BUY	61,550	3,493
SCHAEFFLER	SBI MUTUAL FUND	BUY	758,660	3,493
SCHAEFFLER	SBI MUTUAL FUND	BUY	57,257	3,493
SCHAEFFLER	SBI MUTUAL FUND	BUY	171,772	3,493
SCHAEFFLER	SBI MUTUAL FUND	BUY	452,311	3,493
SCHAEFFLER	SCHAEFFLER SCHWEINFURT BETEILIGUNGS GMBH	SELL	10,159,738	3,493
SCHAEFFLER	SOCIETE GENERALE	BUY	260,738	3,493
SCHAEFFLER	SUNDARAM MUTUAL FUND	BUY	145,712	3,493
SCHAEFFLER	SUNDARAM MUTUAL FUND	BUY	109,945	3,493
SCHAEFFLER	SUNDARAM MUTUAL FUND	BUY	49,358	3,493
SCHAEFFLER	SUNDARAM MUTUAL FUND	BUY	28,861	3,493
SCHAEFFLER	SUNDARAM MUTUAL FUND	BUY	24,851	3,493
SCHAEFFLER	SUNDARAM MUTUAL FUND	BUY	19,240	3,493
SCHAEFFLER	SUNDARAM MUTUAL FUND	BUY	7,253	3,493
SCHAEFFLER	SUNDARAM MUTUAL FUND	BUY	94,780	3,493
SCHAEFFLER	TATA MUTUAL FUND	BUY	36,300	3,493
SCHAEFFLER	TATA MUTUAL FUND	BUY	45,500	3,493
SCHAEFFLER	TATA MUTUAL FUND	BUY	18,200	3,493
SCHAEFFLER	TATA MUTUAL FUND	BUY	18,200	3,493
SCHAEFFLER	TATA MUTUAL FUND	BUY	36,300	3,493
SCHAEFFLER	TATA MUTUAL FUND	BUY	45,500	3,493
SCHAEFFLER	TCW WHITE OAK EMERGING MARKETS EQUITY FUND	BUY	1,520	3,493
SCHAEFFLER	UTI MUTUAL FUND	BUY	340,000	3,493
SCHAEFFLER	VANGUARD ASIA EX JAPAN SHARES INDEX FUND	BUY	90	3,493
SCHAEFFLER	VANGUARD EMERGING MARKETS EX-CHINA ETF	BUY	73	3,493
SCHAEFFLER	VANGUARD EMERGING MARKETS STOCK INDEX FUND	BUY	23,954	3,493
SCHAEFFLER	VANGUARD ESG INTERNATIONAL STOCK ETF	BUY	363	3,493
SCHAEFFLER	VANGUARD FTSE ALL WORLD	BUY	4,069	3,493
SCHAEFFLER	VANGUARD FUNDS PLC VANGUARD ESG EMERGING M	BUY	27	3,493
SCHAEFFLER	VANGUARD FUNDS PUBLIC LIMITED COMP VANGUARD	BUY	568	3,493
SCHAEFFLER	VANGUARD FUNDS PUBLIC LTD COMP VANGUARD FTS	BUY	986	3,493
SCHAEFFLER	VANGUARD INVESTMENTS FUNDS ICVC VANGUARD FT	BUY	291	3,493
SCHAEFFLER	VANGUARD TOTAL INTERNATIONAL STOCK INDEX FUN	BUY	25,064	3,493
SCHAEFFLER	VANGUARD TOTAL WORLD STOCK INDEX FUND	BUY	1,439	3,493
SCHAEFFLER	VFTC - INSTITUTIONAL TOTAL INTERNATIONAL STOCK	BUY	2,090	3,493
SCHAEFFLER	VFTC - INSTITUTIONAL TOTAL INTERNATIONAL STOCK	BUY	12,776	3,493
SCHAEFFLER	VIRIDIAN ASIA OPPORTUNITIES MASTER FUND	BUY	72,000	3,493
SCHAEFFLER	VIS PLC VANGUARD ESG EMERGING MARKETS ALL CAP	BUY	210	3,493
SCHAEFFLER	WHITEOAK CAPITAL MUTUAL FUND	BUY	54,411	3,493
SCHAEFFLER	WHITEOAK CAPITAL MUTUAL FUND	BUY	81,615	3,493
SCHAEFFLER	WHITEOAK CAPITAL MUTUAL FUND	BUY	288,974	3,493

Global Macro Events

Event	Actual	Previous	Forecast
Germany			
Unemployed Persons NOV	3.016M		3.021M
Unemployment Change NOV	4K	4K	5.0K
Unemployment Rate NOV	6.40%	6.40%	6.40%
Japan			
Tokyo Core CPI YoY NOV	2.60%	3.00%	2.60%
Tokyo CPI Ex Food and Energy YoY NOV	2.60%	3.00%	2.60%
Tokyo CPI YoY NOV	2.80%		2.90%
Foreign Bond Investment NOV/21	¥-440.7B		
Stock Investment by Foreigners NOV/21	¥-224.1B		
3-Month Bill Auction	1.26%		
Housing Starts YoY OCT	-2.70%		2.00%
Construction Orders YoY OCT	-11.10%		6.90%
China			
Industrial Profits (YTD) YoY OCT	15.50%		16.40%
India			
Bank Loan Growth YoY NOV/13	19.50%		
Deposit Growth YoY NOV/13	16.90%		
Foreign Exchange Reserves NOV/20	$705.34B		
M3 Money Supply YoY NOV/15	16.50%		
European Union			
ECB Consumer Inflation Expectations OCT	3.10%		3.20%
Economic Sentiment NOV	96.9	97.2	97.0
Consumer Confidence Final NOV	-17.9	-16.9	-16.9
Consumer Inflation Expectations NOV	33.9		36.0
Industrial Sentiment NOV	-3.4	-3.3	-3.4
Selling Price Expectations NOV	24.8		26.8
Services Sentiment NOV	5.3	5.0	5.0
ECB Vujčić Speech			
Special European Council			
United States	$-135.1B	$-133B	$-131.0B
Goods Trade Balance Adv OCT	0.50%		0.40%
Retail Inventories Ex Autos MoM Adv OCT	0.70%	0.50%	0.50%
Wholesale Inventories MoM Adv OCT			

Daily Updates

Nifty & Bank Spot – Pivot Levels 27/11/2026

	Closing	Support			Resistance		
		1	2	3	1	2	3
Nifty	25884.50	25753	25622	25512	25994	26105	26235
Bank Nifty	63535.30	63210	62880	62440	63980	64430	64755

Ramco Systems Ltd – Technical Stock Call – 27/11/2026

Technical Stock Call	Action	CMP	Target	Support	SL
RAMCOSYS	BUY	575.15	770	(553-537)-525-(513-498)	476



Sector: Information Technology (INE246B01019)

About: Ramco Systems Ltd. (RAMCOSYS) is an Indian enterprise software company that develops and provides cloud-based and on-premises business software solutions. Its product portfolio includes Enterprise Resource Planning (ERP), aviation maintenance software, global payroll and HR management, and logistics software. The company serves industries such as aviation, aerospace & defence, manufacturing and logistics, helping businesses automate operations and improve efficiency.

View – Medium Term Bullish

The stock commenced its downtrend from 674.80 (AUG 26).

The stock began trading below its key moving averages & breached 200 SMA line trading in the range, indicating weakness in the prevailing trend. Subsequently, it continued to form lower tops & further extended its decline marking a low of 476.45 (OCT 26).

However, buying emerged at lower levels & the stock commenced its up move, but faced resistance in that area & entered into a consolidation zone (NOV 26), trading around the short term averages.

Later, the stock attracted buying interest, commenced its up move again & recently, after forming higher bottoms, the stock has registered a **Symmetrical Triangle Breakout** on the daily chart supported by volumes with a bullish candle reaching to a high of 577.95 (NOV 26), which is higher than the previous few swing highs.

MACD, TSI, PVT & RSI indicators suggest positive uptrend.

The stock has surpassed above the 200 SMA line & finally closed positive, suggesting strength in the ongoing uptrend.

Target of **770** is expected with lower support levels at **(553-537)-525-(513-498)** in case of intermediate fall.

A stop loss at **476** is to be followed for the trade.

All the calls/opinions are subject to Disclosures and Disclaimer http://goo.gl/8bCMyQ

Stock specific news

Zydus Receives FDA Setback

Zydus Therapeutics, the US subsidiary of Zydus Lifesciences, received a Complete Response Letter from the USFDA for its saroglitazar new drug application. The letter relates to the resolution plan addressing observations from the October 2026 inspection of the Moraiya facility. Zydus is addressing these observations; no revised approval timeline was announced.

Ratnaveer Plans CCL Expansion

Ratnaveer plans to invest ₹338 crore over three years in copper-clad laminate manufacturing, installing five lines with combined annual capacity of 79.2 lakh sheets. The first line is scheduled for February 2027, with the remaining four progressively scheduled through June 2028. The company reported customer commitments covering nearly 50% of planned capacity.

Torrent Raises ₹2,000 Crore

Torrent Power allotted ₹2,000 crore of secured non-convertible debentures through private placement. The issuance comprises ₹500 crore maturing in 2029, ₹750 crore in 2031 and ₹750 crore in 2036, with annual coupons ranging from 8.50% to 8.64%. The debentures are proposed to be listed on the NSE's wholesale debt market segment.

Suven Starts Phase-3 Trial

Suven Life Sciences randomized the first US patient in its global Phase-3 AWAKE trial of Samelisant for excessive daytime sleepiness in narcolepsy. The placebo-controlled study plans to enrol approximately 240 adults across North America and Europe, with a 12-week treatment period. Last-patient enrolment is expected by December 2027 and topline results in H1 2028.

Ashiana Buys Chennai Land

Ashiana Housing's joint venture, Kairav Developers, purchased 9.57 acres near Chennai's East Coast Road for a senior-living development. The proposed project has approximately 9 lakh sq. ft. of saleable area and estimated sales potential of ₹1,100 crore. These figures relate to the entire joint-venture project with Arihant Foundations, rather than Ashiana's attributable share alone.

Viviana Leads PGVCL Bid

Viviana Power Tech received confirmation of its L1 position for a ₹463.57 crore project under PGVCL's Gujarat Wire Free City Scheme. The formal letter of intent or award remained awaited at the announcement stage. The company reported unexecuted projects exceeding ₹2,000 crore, including both awarded work and projects where it holds L1 status.

Hindustan Foods Adds Plant

Hindustan Foods announced a ₹100 crore greenfield plant in Tamil Nadu to manufacture home-care liquids. This investment is additional to the ₹400 crore of ongoing investments previously communicated with its Q2 FY27 update. Management expects gross block to increase from ₹1,961 crore in September 2026 to ₹2,447 crore in the following financial year.

ACME Commissions Renewable Assets

ACME Solar's subsidiaries commissioned an additional 50.01 MW of solar capacity in Bikaner and a battery-storage component with 63.78 MW/255.12 MWh discharge capacity in Jaisalmer. The solar addition takes commissioned solar capacity under the relevant NTPC-linked project to 250.05 MW of 300 MW. Commercial operation dates are November 28 for the solar addition and November 27 for the battery component.

KPI Commissions Hybrid Capacity

KPI Green Energy commissioned 52.5 MWp of solar and 12.6 MW of wind capacity at its Bharuch hybrid IPP project in Gujarat. The additions take cumulative energised capacity under the project to a company-reported 575.8 MWp against planned capacity of 677 MWp. Electricity from the project is covered by a long-term power purchase agreement with GUVNL.

Shilpa Receives Inspection Closure

Shilpa Medicare received the USFDA's Establishment Inspection Report for Unit VII, its Analytical Services Division in Hyderabad. The surveillance inspection, conducted during September 16–18, 2026, has been classified Voluntary Action Indicated (VAI). The USFDA inspection is now closed.

FirstCry Cuts Subsidiary IPO

Brainbees Solutions reduced its proposed offer for sale in subsidiary Swara Baby Products from ₹300 crore to ₹150 crore. Swara's overall IPO consequently stands at ₹800 crore, comprising a ₹500 crore fresh issue and ₹300 crore combined shareholder OFS, versus ₹1,000 crore previously. The IPO is scheduled to open on December 2 and close on December 4, 2026.

Unimech Enters Surface Engineering

Unimech Aerospace announced a ₹45 crore investment commitment for a surface-engineering platform. Its subsidiary Hobel Bellows, together with Innomech Aerospace Toolings, entered definitive agreements for a 76% stake in Visakhapatnam-based Aurai Technologies, subject to conditions. Hobel's equity contribution is ₹16.2 crore, with the remaining investment expected through debt; activities include electroplating and specialised metal finishing.

Jyoti Secures Revised LOI

Jyoti Structures received a ₹272 crore LOI, excluding GST, from Sterlite Grid 5 for the 400 kV double-circuit Xeldom–Narendra transmission line across Goa and Karnataka. Only ₹175.67 crore represents incremental business, as the revised scope also includes previously executed work. The replacement LOI follows Sterlite's demerger, with execution scheduled over 18 months from November 25, 2026.

LCC Wins Irrigation Project

The Laxmi Civil Engineering Services–LCC joint venture received a ₹728.51 crore LOA, excluding GST, for the Manoharthana dam and pressurised irrigation network in Rajasthan. LCC Projects holds a 15% share, equivalent to approximately ₹109.28 crore of the contract value. The scope includes design, construction, testing, commissioning and operation and maintenance, with a 36-month construction period.

SRM Bags NHAI Contract

SRM Contractors secured a ₹111.16 crore contract from NHAI for works on Gujarat's Porbandar–Jetpur section of NH-27. The project includes grade separators at Rabarika Chowkdi and locations around Kutiyana, together with 2.20 km of service road. Execution is scheduled within 18 months of the appointed date.

Exide Infuses Battery Capital

Exide Industries invested another ₹250 crore in Exide Energy Solutions through a rights-equity subscription completed on November 26. The transaction takes Exide's cumulative investment in the battery subsidiary to ₹5,602.23 crore. Exide Energy Solutions remains a 100%-owned subsidiary following the allotment.

Tata Motors Consolidates ACGL

Tata Motors' commercial-vehicle business increased its holding in Automobile Corporation of Goa from 48.98% to 50.17% following ACGL's buyback and extinguishment of 1,44,639 shares. Tata did not purchase additional shares; the increase resulted from the reduced share base. ACGL, which reported FY26 revenue of ₹933.65 crore, becomes a subsidiary and will be consolidated accordingly.

Park Hotels Wins Concession

Apeejay Surrendra Park Hotels received an LOA from Meghalaya's tourism directorate for a minimum 120-room five-star hotel at Umsawli, New Shillong. The project carries a 60-year concession, including three years for development and construction. Terms include a ₹7 crore upfront premium, annual concession fee or lease rent, and 4.15% of gross revenue; total project cost has not been finalised.

Leela Signs Andaman Resorts

Leela signed management agreements with Sheeraj Group for two Andaman resorts totalling 160 rooms. The 100-room Sri Vijaya Puram property is planned across seven acres with opening targeted for 2029. The 60-room Shaheed Dweep resort will occupy 24 acres with approximately 800 metres of beachfront and is expected to open in 2030.

Waaree Wins Solar EPC

Waaree Renewable Technologies received an LOA for a 120 MWp solar project from a domestic private-sector customer. The contract covers solar-module supply and turnkey engineering, procurement and construction. Completion is scheduled during FY2027–28; the announcement does not disclose the customer's identity or contract value.

Texmaco Secures Wagon Order

Texmaco Rail & Engineering secured a ₹55.63 crore order, including taxes, from Utkal Alumina International. The scope covers manufacture and supply of 108 BTAPM1 wagons together with a BVCM brake van. Delivery is scheduled for completion by September 30, 2027.

Coffee Day Faces Audit

SEBI appointed CLA Indus Value Consulting as forensic auditor for Coffee Day Enterprises through a November 25 communication. The appointment follows the Securities Appellate Tribunal's November 5 order, which directed further investigation within six months, followed by appropriate orders. The announcement concerns the investigation and auditor appointment, rather than a fresh determination of wrongdoing.

India Glycols Rating Downgrade

CARE lowered India Glycols' short-term rating from A2+ to A2, covering the short-term component of ₹300 crore working-capital facilities and ₹250 crore BG/LC facilities. The ₹446.01 crore term-loan rating remains A– with a Stable outlook. The ratings were removed from developing watch after the demerger of its spirits, biofuel and biopharma businesses.

Urban Company Enters ACs

Urban Company opened pre-bookings for Native Ultra and Ultra Air residential air conditioners, priced from ₹55,499. The products carry a five-year warranty covering repairs and gas refills, plus a ten-year compressor warranty. Select models include a built-in HEPA H13 air purifier, and pre-bookings are available exclusively through the Urban Company app.

Zaggle Signs Infosys Agreement

Zaggle entered a five-year agreement with Infosys to provide Zaggle Save, its employee expense-management and benefits platform. Software fees will depend on monthly active users, while programme fees will depend on actual user spending. Consequently, the agreement has no fixed contract value ascertainable at this stage.

Atul Auto Leases Factory

Atul Auto signed an agreement to lease its Rajkot manufacturing unit's land and buildings to Captain Tractors and Captain Agri Machinery Exim. The 60-month term runs from January 1, 2027 to December 31, 2031, at aggregate rent of ₹40 lakh per month. The company has also received an interest-free security deposit of ₹50 lakh.

Walchandnagar Wins Launcher Order

Walchandnagar Industries secured an approximately ₹18.46 crore order to develop, manufacture and supply two sets of Universal Vertical Launchers. The first set, including associated spares and documentation, is due within 18 months of the purchase order, and the second within 24 months. The domestic customer's identity was not disclosed.

Muthoot Capital Securitises Loans

Muthoot Capital Services completed a securitisation transaction raising ₹108.04 crore on November 26. The underlying pool comprises identified two-wheeler loan receivables of ₹114.94 crore. The entire identified pool was securitised under the applicable RBI guidelines.

Embassy Allots Secured Debentures

Embassy Developments allotted ₹110 crore of secured, unlisted NCDs, forming part of an approved issuance of up to ₹250 crore. The securities carry a 12.50% annual cash coupon, payable half-yearly, and mature on November 26, 2028. Proceeds are intended for repayment of existing borrowings, project funding and general corporate purposes.

Tilaknagar Receives Rating Upgrade

CRISIL upgraded Tilaknagar Industries' long-term credit rating from A– to A and changed the outlook from Stable to Positive. The assessment incorporates the integration of Imperial Blue whisky, alongside its Mansion House and Courrier Napoleon brandy businesses. The enlarged portfolio reduces the company's earlier product and geographical concentration.

Macro / Non-Stock News

Indian Markets Extend Gains
Indian equities advanced on 26 November, with Nifty gaining 0.25% to 25,884.50 and Sensex rising 0.46% to 84,328.59. Both benchmarks are on track for their strongest monthly performance since April 2020, although only eight of 16 major sectors advanced, indicating selective buying.

Institutional Buying Remains Strong
FIIs purchased ₹5,843.33 cr of equities on 26 November, while DIIs bought ₹5,630.72 cr, generating combined institutional inflows of ₹11,474.05 cr. Cumulative November FII buying reached approximately ₹1.28 lakh cr, supporting the market's sustained recovery.

Nifty Approaches Critical Resistance
Nifty closed at 25,884.50, with immediate resistance at 26,000 and support around 25,800–25,500. Maximum Call OI was concentrated at 26,000, while options positioning indicated maximum pain near 25,800, suggesting potential consolidation ahead of a breakout.

Technology Stocks Lead Rally
Nifty IT surged 3.66% on 26 November, while Realty gained 3.27% and Metal advanced 1.17%. FMCG declined 0.94% and Auto fell 0.69%, indicating rotation towards technology and cyclical sectors despite continued pressure on consumption-related stocks.

Crude Rises Amid Supply Disruptions
Brent crude settled 1.2% higher at $96.57/bbl on 26 November as tanker incidents in the Strait of Hormuz and attacks on Saudi energy infrastructure increased supply concerns. Renewed geopolitical risks could raise India's import costs and reverse some recent inflation relief.

Rupee Rally Faces Pressure
Rising crude prices partly reversed the rupee's recent appreciation, with importer dollar demand weighing on the currency. The dollar index remained elevated near 103.70, while higher forward premiums signalled increasing demand for currency hedging despite strong foreign equity inflows.

US Markets Closed Thanksgiving
Wall Street remained closed on 26 November for Thanksgiving, with trading scheduled to resume on 27 November for a shortened session ending at 1 p.m. ET. The absence of fresh US closing cues and thinner holiday liquidity could amplify reactions to developments in Asian and European markets.

US Tariff Uncertainty Resurfaces
The Trump administration proposed additional import tariffs targeting 14 trading partners, including India, citing excess industrial capacity. The proposal creates renewed uncertainty for export-oriented sectors such as textiles, chemicals, engineering and metals, although the measures are not yet finalised.

Japan Inflation Fuels Rate Expectations
Tokyo's core CPI inflation accelerated to 2.9% YoY in November from 2.6% in October, reaching a 16-month high. Persistent price pressures strengthen expectations of a Bank of Japan rate increase in December, potentially affecting yen carry trades and Asian capital flows.

Government Approves Fertiliser Expansion
The government approved six brownfield urea projects involving approximately ₹54,000 cr under the National Investment Policy for Urea 2026. The programme aims to modernise domestic manufacturing, reduce import dependence and create investment opportunities across fertilisers, gas infrastructure and capital goods.

Disclosures and Disclaimer

Ventura Securities Limited (VSL) is a SEBI registered intermediary offering broking, depository and portfolio management services to clients. VSL is member of BSE, NSE and MCX-SX. VSL is a depository participant of NSDL. VSL states that no disciplinary action whatsoever has been taken by SEBI against it in last five years except administrative warning issued in connection with technical and venial lapses observed while inspection of books of accounts and records. Ventura Commodities Limited, Ventura Guaranty Limited, Ventura Insurance Brokers Limited and Ventura Allied Services Private Limited are associates of VSL. Research Analyst (RA) involved in the preparation of this research report and VSL disclose that neither RA nor VSL nor its associates (i) have any financial interest in the company which is the subject matter of this research report (ii) holds ownership of one percent or more in the securities of subject company (iii) have any material conflict of interest at the time of publication of this research report (iv) have received any compensation from the subject company in the past twelve months (v) have managed or co-managed public offering of securities for the subject company in past twelve months (vi) have received any compensation for investment banking merchant banking or brokerage services from the subject company in the past twelve months (vii) have received any compensation for product or services from the subject company in the past twelve months (viii) have received any compensation or other benefits from the subject company or third party in connection with the research report. RA involved in the preparation of this research report discloses that he / she has not served as an officer, director or employee of the subject company. RA involved in the preparation of this research report and VSL discloses that they have not been engaged in the market making activity for the subject company. Our sales people, dealers, traders and other professionals may provide oral or written market commentary or trading strategies to our clients that reflect opinions that are contrary to the opinions expressed herein. We may have earlier issued or may issue in future reports on the companies covered herein with recommendations/ information inconsistent or different those made in this report. In reviewing this document, you should be aware that any or all of the foregoing, among other things, may give rise to or potential conflicts of interest. We may rely on information barriers, such as "Chinese Walls" to control the flow of information contained in one or more areas within us, or other areas, units, groups or affiliates of VSL. This report is for information purposes only and this document/material should not be construed as an offer to sell or the solicitation of an offer to buy, purchase or subscribe to any securities, and neither this document nor anything contained herein shall form the basis of or be relied upon in connection with any contract or commitment whatsoever. This document does not solicit any action based on the material contained herein. It is for the general information of the clients / prospective clients of VSL. VSL will not treat recipients as clients by virtue of their receiving this report. It does not constitute a personal recommendation or take into account the particular investment objectives, financial situations, or needs of clients / prospective clients. Similarly, this document does not have regard to the specific investment objectives, financial situation/circumstances and the particular needs of any specific person who may receive this document. The securities discussed in this report may not be suitable for all investors. The appropriateness of a particular investment or strategy will depend on an investor's individual circumstances and objectives. Persons who may receive this document should consider and independently evaluate whether it is suitable for his/ her/their particular circumstances and, if necessary, seek professional/financial advice. And such person shall be responsible for conducting his/her/their own investigation and analysis of the information contained or referred to in this document and of evaluating the merits and risks involved in the securities forming the subject matter of this document. The projections and forecasts described in this report were based upon a number of estimates and assumptions and are inherently subject to significant uncertainties and contingencies. Projections and forecasts are necessarily speculative in nature, and it can be expected that one or more of the estimates on which the projections and forecasts were based will not materialize or will vary significantly from actual results, and such variances will likely increase over time. All projections and forecasts described in this report have been prepared solely by the authors of this report independently of the Company. These projections and forecasts were not prepared with a view toward compliance with published guidelines or generally accepted accounting principles. No independent accountants have expressed an opinion or any other form of assurance on these projections or forecasts. You should not regard the inclusion of the projections and forecasts described herein as a representation or warranty by VSL, its associates, the authors of this report or any other person that these projections or forecasts or their underlying assumptions will be achieved. For these reasons, you should only consider the projections and forecasts described in this report after carefully evaluating all of the information in this report, including the assumptions underlying such projections and forecasts. The price and value of the investments referred to in this document/material and the income from them may go down as well as up, and investors may realize losses on any investments. Past performance is not a guide for future performance. Future returns are not guaranteed and a loss of original capital may occur. Actual results may differ materially from those set forth in projections. Forward-looking statements are not predictions and may be subject to change without notice. We do not provide tax advice to our clients, and all investors are strongly advised to consult regarding any potential investment. VSL, the RA involved in the preparation of this research report and its associates accept no liabilities for any loss or damage of any kind arising out of the use of this report. This report/document has been prepared by VSL, based upon information available to the public and sources, believed to be reliable. No representation or warranty, express or implied is made that it is accurate or complete. VSL has reviewed the report and, in so far as it includes current or historical information, it is believed to be reliable, although its accuracy and completeness cannot be guaranteed. The opinions expressed in this document/material are subject to change without notice and have no obligation to tell you when opinions or information in this report change. This report or recommendations or information contained herein do/does not constitute or purport to constitute investment advice in publicly accessible media and should not be reproduced, transmitted or published by the recipient. The report is for the use and consumption of the recipient only. This publication may not be distributed to the public used by the public media without the express written consent of VSL. This report or any portion hereof may not be printed, sold or distributed without the written consent of VSL. This document does not constitute an offer or invitation to subscribe for or purchase or deal in any securities and neither this document nor anything contained herein shall form the basis of any contract or commitment whatsoever. This document is strictly confidential and is being furnished to you solely for your information, may not be distributed to the press or other media and may not be reproduced or redistributed to any other person. The opinions and projections expressed herein are entirely those of the author and are given as part of the normal research activity of VSL and are given as of this date and are subject to change without notice. Any opinion estimate or projection herein constitutes a view as of the date of this report and there can be no assurance that future results or events will be consistent with any such opinions, estimate or projection. This document has not been prepared by or in conjunction with or on behalf of or at the instigation of, or by arrangement with the company or any of its directors or any other person. Information in this document must not be relied upon as having been authorized or approved by the company or its directors or any other person. Any opinions and projections contained herein are entirely those of the authors. None of the company or its directors or any other person accepts any liability whatsoever for any loss arising from any use of this document or its contents or otherwise arising in connection therewith. The information contained herein is not intended for publication or distribution or circulation in any manner whatsoever and any unauthorized reading, dissemination, distribution or copying of this communication is prohibited unless otherwise expressly authorized. Please ensure that you have read “Risk Disclosure Document for Capital Market and Derivatives Segments” as prescribed by Securities and Exchange Board of India before investing in Securities Market.

Ventura Securities Limited – SEBI Registration No.: INH000001634

Corporate Office: I-Think Techno Campus, 8th Floor, ‘B’ Wing, Off Pokhran Road No 2, Eastern Express Highway, Thane (W) – 400608